

Signify Classified - Internal
Cooper Lighting Solutions Photometric Lab
1121 Highway 74 South
Peachtree City, GA 30269



Scaled data based on original data using
LM-79-08 Approved Method: Electrical and Photometric Measurements of Solid-
State Lighting Products

Test Report Prepared for
Cooper Lighting Solutions
(formerly Eaton)

Brand: McGRAW-EDISON

Report Number: P437592

Luminaire Tested: **ISC-SA1D-830-U-SL3-HSS**

Issue Date: 12/9/2020

Test Information

Test Method: LM-79-08
Report Number: P437592
TEST IS SCALED FROM IESNA LM-79-08 TEST DATA (G3-2011-074-17)
Test Lab: INNOVATION CENTER
Issue Date: 12/9/2020
Manufacturer: COOPER LIGHTING SOLUTIONS (FORMERLY EATON)
Product Line: McGRAW-EDISON
Catalog Number: ISC-SA1D-830-U-SL3-HSS
Description: IMPACT ELITE LED CYLINDER LUMINAIRE
(1) 80 CRI, 3000K, 800mA LIGHTSQUARE WITH 16 LEDS AND TYPE III SPILL
LIGHT ELIMINATOR OPTICS WITH HOUSE SIDE SHIELD
Light Source: -
Ballast/Driver: ELECTRONIC DRIVER

Summary

Lumens per Lamp: N/A
Luminaire Lumens: 3807 lumens
Efficiency: N/A
Efficacy: 84.2 lumens/watt
Luminous Opening: Rectangular (W 0.5' x L: 0.5' x H: 0')
IES Classification: Type III - Short
BUG Rating: B1 - U0 - G1

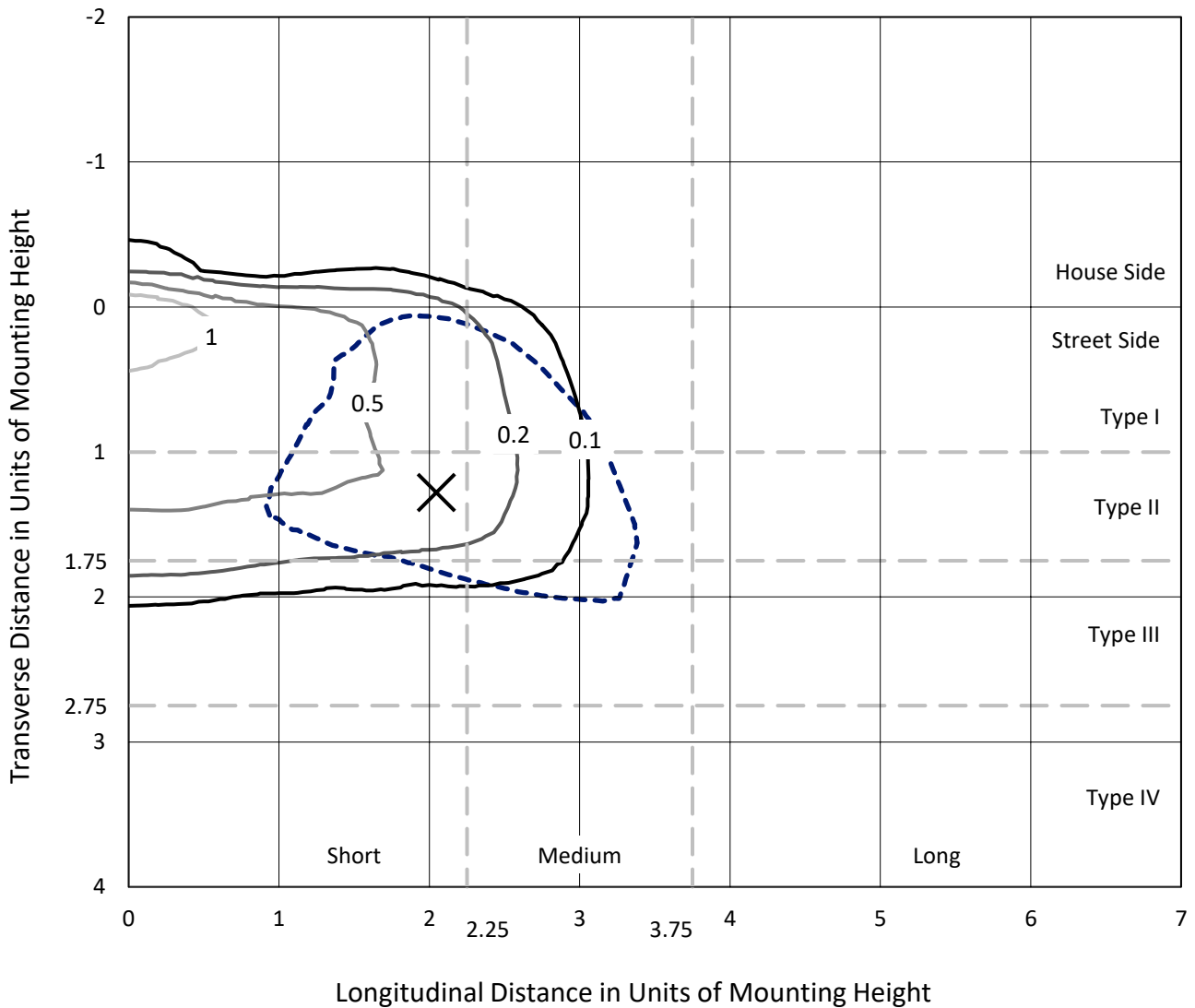
Input Watts (W): 45.2
Input Voltage (V): NR
Input Current (Ain): NR
Voltage Rise (V): NR
Power Factor: NR
Total Harmonic Distortion (THDi): NR
Frequency (hertz): 60
Stabilization Time: NR
Operation Time: NR
Ambient Temperature (°C): NR
Test Distance: 28.75 FT



REPORT NUMBER: P437592
 CATALOG NUMBER: ISC-SA1D-830-U-SL3-HSS

Iso-Footcandle Lines of Horizontal Illumination

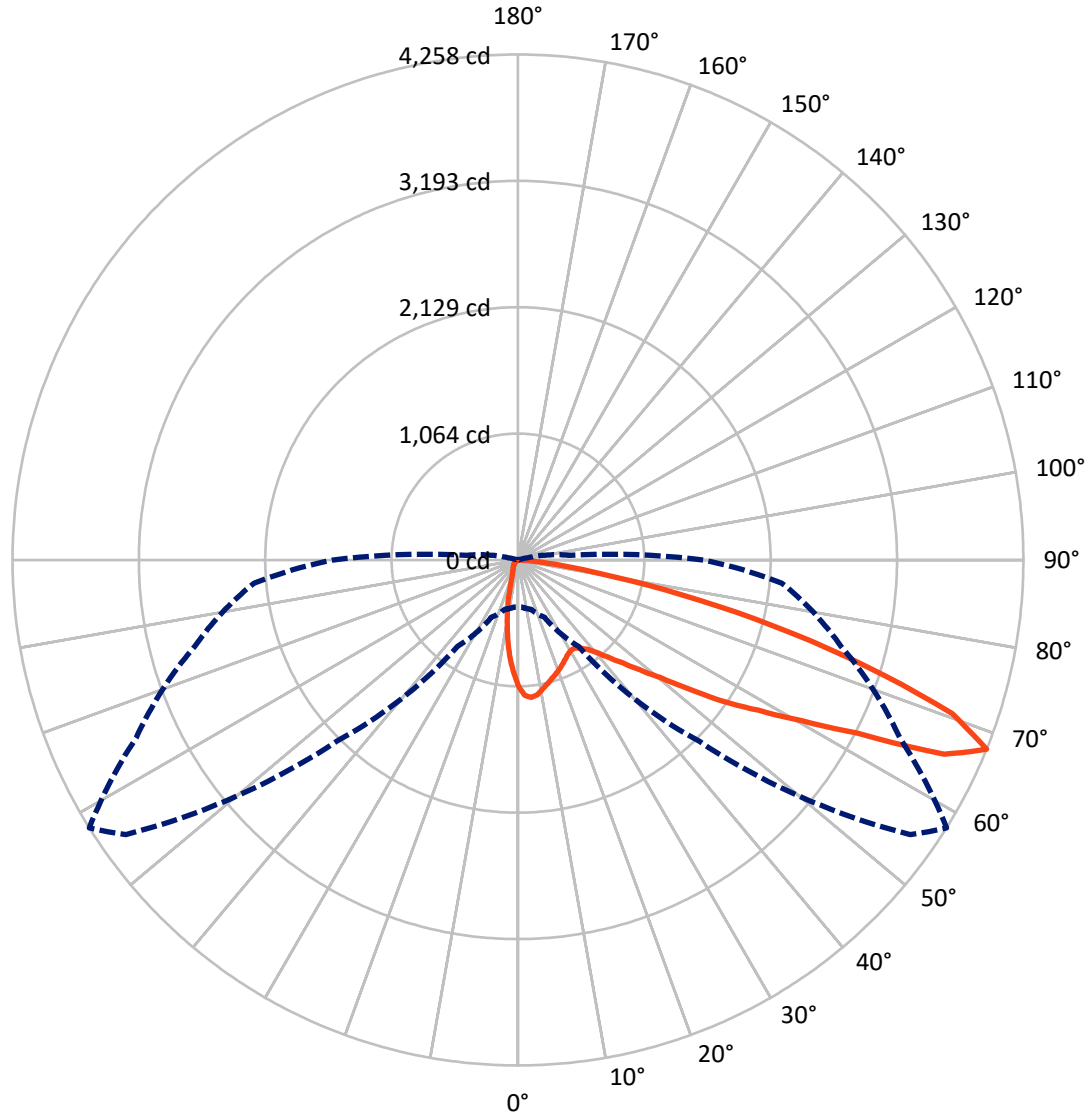
× Max cd
 - - - 1/2 Max cd



Based on 25 foot mounting height. Maximum calculated value = 1.8 fc
 Type III - Short - N/A

REPORT NUMBER: P437592
CATALOG NUMBER: ISC-SA1D-830-U-SL3-HSS

Luminous Intensity Polar Plot



— Vertical Plane Through 58-Deg Lateral - - - Horizontal Cone Through 67.5-Deg Vertical

REPORT NUMBER: P437592

CATALOG NUMBER: ISC-SA1D-830-U-SL3-HSS

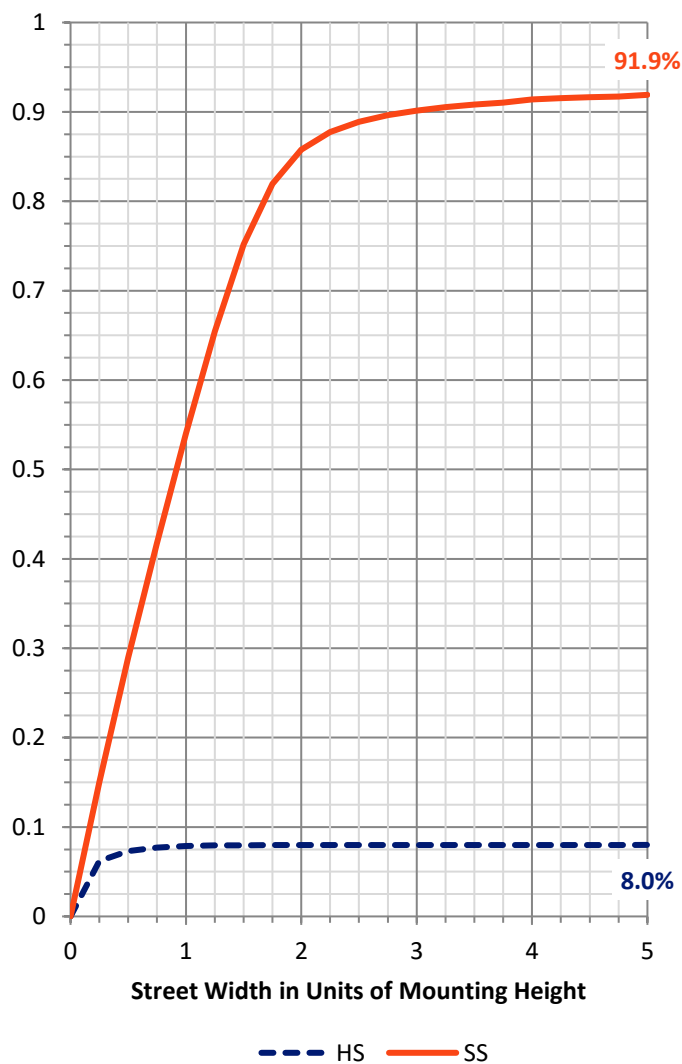
FLUX DISTRIBUTION:

		Downward	Upward	Total
House Side	Lumens	306.9	0.0	306.9
	% Fixture	8.1	0.0	8.1
Street Side	Lumens	3500.1	0.0	3500.1
	% Fixture	91.9	0.0	91.9
Total	Lumens	3807.0	0.0	3807.0
	% Fixture	100.0	0.0	100.0

ZONAL LUMENS:

Zone	Lumens	% Fixture
0°-10°	85.8	2.3
10°-20°	180.9	4.8
20°-30°	244.7	6.4
30°-40°	336.6	8.8
40°-50°	526.9	13.8
50°-60°	887.6	23.3
60°-70°	1053.4	27.7
70°-80°	457.5	12.0
80°-90°	33.6	0.9
90°-100°	0.0	0.0
100°-110°	0.0	0.0
110°-120°	0.0	0.0
120°-130°	0.0	0.0
130°-140°	0.0	0.0
140°-150°	0.0	0.0
150°-160°	0.0	0.0
160°-170°	0.0	0.0
170°-180°	0.0	0.0
0°-90°	3807.0	100.0
0°-180°	3807.0	100.0

Coefficient of Utilization



REPORT NUMBER: P437592

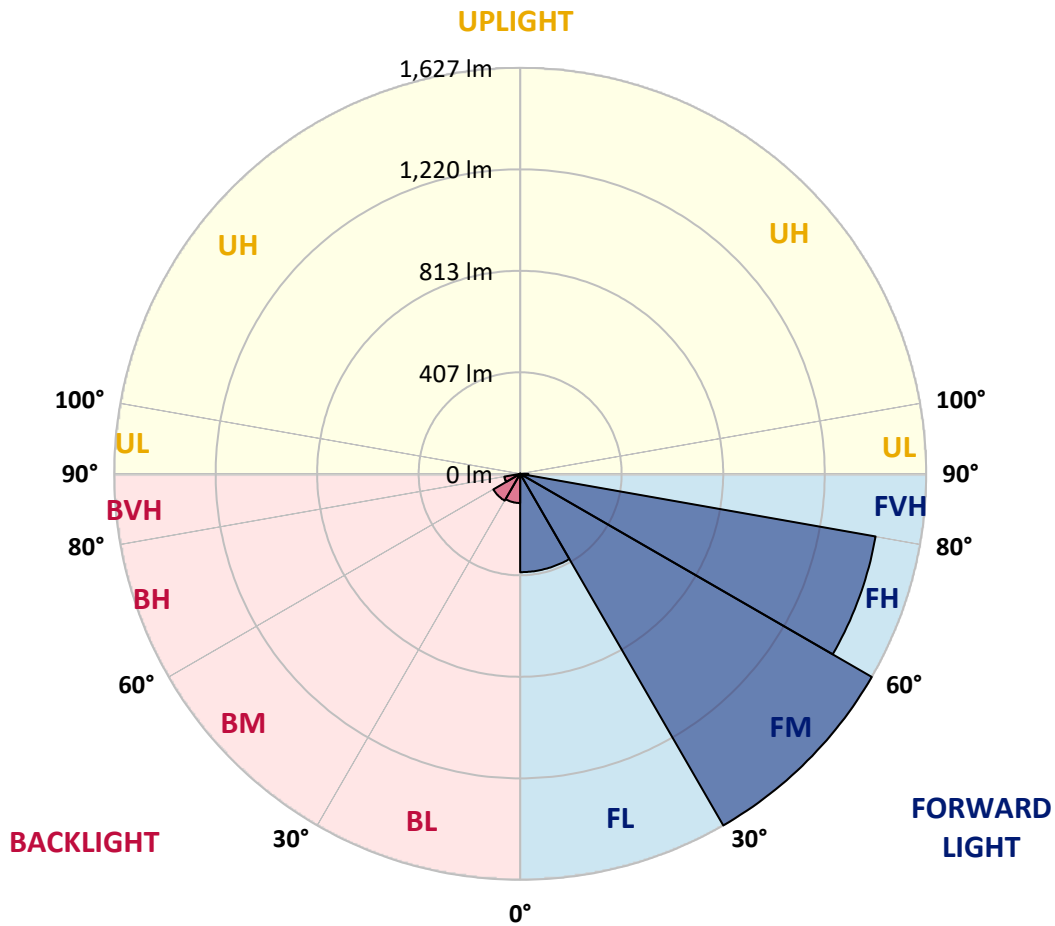
CATALOG NUMBER: ISC-SA1D-830-U-SL3-HSS

LUMINAIRE CLASSIFICATION SYSTEM LUMEN TABLE AND BUG RATING:

Zone	Lumens	% Fixture	Zone Rating/Lumen Limit		
			B	U	G
FL (0°-30°)	394.2	10.4			
FM (30°-60°)	1627.0	42.7			
FH (60°-80°)	1446.3	38.0			G1/1800
FVH (80°-90°)	32.6	0.9			G1/100
BL (0°-30°)	117.2	3.1	B1/500		
BM (30°-60°)	124.1	3.3	B0/220		
BH (60°-80°)	64.6	1.7	B0/110		G0/110
BVH (80°-90°)	1.0	0.0			G0/10
UL (90°-100°)	0.0	0.0		U0/0	
UH (100°-180°)	0.0	0.0		U0/0	

BUG Rating: B1-U0-G1

Type III Short





REPORT NUMBER: P437592
 CATALOG NUMBER: ISC-SA1D-830-U-SL3-HSS

CANDELA DISTRIBUTION (FULL):

	0°	5°	15°	25°	35°	45°	55°	58°	65°	75°	85°
0°	1071.9	1071.9	1071.9	1071.9	1071.9	1071.9	1071.9	1071.9	1071.9	1071.9	1071.9
2.5°	1196.4	1189.9	1186.6	1184.9	1173.5	1163.6	1144.0	1142.3	1129.2	1104.6	1080.1
5°	1170.2	1175.1	1176.7	1181.7	1180.0	1180.0	1166.9	1163.6	1145.6	1111.2	1063.7
7.5°	1112.8	1111.2	1114.5	1127.6	1134.1	1147.2	1145.6	1148.9	1140.7	1103.0	1035.8
10°	1029.2	1032.5	1042.4	1053.8	1071.9	1094.8	1109.6	1112.8	1119.4	1088.2	1009.6
12.5°	952.2	957.1	963.7	986.6	1006.3	1042.4	1070.2	1076.8	1089.9	1073.5	986.6
15°	888.3	889.9	894.9	916.2	948.9	994.8	1035.8	1045.6	1066.9	1060.4	968.6
17.5°	837.5	839.1	845.7	863.7	889.9	944.0	999.7	1016.1	1047.3	1052.2	948.9
20°	809.6	809.6	809.6	821.1	847.3	898.1	963.7	986.6	1030.9	1039.1	932.5
22.5°	801.4	801.4	798.2	801.4	817.8	860.4	927.6	955.5	1011.2	1034.2	912.9
25°	812.9	808.0	808.0	799.8	801.4	829.3	894.9	926.0	999.7	1030.9	903.0
27.5°	834.2	832.6	826.0	819.5	809.6	816.2	867.0	898.1	988.3	1035.8	894.9
30°	858.8	858.8	855.5	852.2	835.9	822.7	853.9	881.7	983.4	1044.0	889.9
32.5°	886.7	885.0	893.2	896.5	876.8	852.2	857.2	883.4	986.6	1068.6	893.2
35°	919.4	919.4	934.2	953.9	937.5	899.8	888.3	911.2	1003.0	1094.8	906.3
37.5°	955.5	957.1	983.4	1011.2	999.7	967.0	947.3	955.5	1037.4	1144.0	935.8
40°	998.1	998.1	1037.4	1083.3	1083.3	1045.6	1019.4	1026.0	1086.6	1214.4	988.3
42.5°	1044.0	1048.9	1104.6	1160.4	1176.7	1142.3	1114.5	1122.7	1165.3	1306.2	1065.3
45°	1109.6	1124.3	1196.4	1250.5	1283.3	1266.9	1230.8	1237.4	1268.5	1439.0	1181.7
47.5°	1225.9	1239.0	1301.3	1355.4	1396.4	1404.6	1388.2	1384.9	1398.0	1594.7	1329.2
50°	1365.2	1376.7	1419.3	1465.2	1522.6	1571.7	1561.9	1557.0	1561.9	1765.1	1509.5
52.5°	1502.9	1498.0	1548.8	1573.4	1653.7	1761.8	1804.5	1804.5	1778.2	1943.8	1686.5
55°	1625.8	1647.1	1701.2	1745.5	1812.7	1942.1	2086.4	2104.4	2014.2	2120.8	1834.0
57.5°	1611.1	1632.4	1732.3	1871.7	2070.0	2245.3	2386.3	2389.6	2258.4	2256.8	2015.9
60°	1439.0	1440.6	1575.0	1786.4	2183.0	2682.9	2764.9	2748.5	2471.5	2446.9	2266.6
62.5°	1012.9	1006.3	1180.0	1448.8	2014.2	2922.2	3338.5	3213.9	2825.5	2745.2	2501.0
65°	590.0	586.7	653.9	865.4	1525.8	2753.4	3925.2	3944.9	3291.0	2897.6	2451.8
67.5°	396.6	399.9	431.0	534.3	889.9	2160.1	4033.4	4257.9	3549.9	2819.0	2230.6
70°	291.7	291.7	316.3	393.3	527.7	1353.8	3523.7	3882.6	3600.7	2622.3	1866.7
72.5°	208.1	208.1	242.6	318.0	431.0	698.2	2619.0	3077.9	3040.2	2176.5	1291.5
75°	132.8	136.0	173.7	260.6	393.3	447.4	1776.6	2230.6	2120.8	1217.7	550.7
77.5°	50.8	57.4	93.4	191.8	344.2	372.0	1012.9	1406.2	1119.4	426.1	147.5
80°	18.0	18.0	31.1	98.3	242.6	306.5	529.4	698.2	363.8	103.3	55.7
82.5°	3.3	3.3	11.5	41.0	119.6	213.1	308.1	344.2	142.6	34.4	32.8
85°	0.0	0.0	1.6	8.2	27.9	21.3	122.9	116.4	44.3	14.8	21.3
87.5°	0.0	0.0	0.0	0.0	1.6	1.6	3.3	3.3	3.3	3.3	3.3
90°	0.0	0.0	0.0	0.0	0.0	0.0	0.0	0.0	0.0	0.0	0.0



REPORT NUMBER: P437592
 CATALOG NUMBER: ISC-SA1D-830-U-SL3-HSS

CANDELA DISTRIBUTION (continued):

	90°	95°	105°	115°	125°	135°	145°	155°	165°	175°	180°
0°	1071.9	1071.9	1071.9	1071.9	1071.9	1071.9	1071.9	1071.9	1071.9	1071.9	1071.9
2.5°	1060.4	1047.3	1009.6	983.4	947.3	911.2	888.3	870.3	862.1	850.6	855.5
5°	1034.2	1004.7	935.8	873.5	814.5	752.3	706.4	665.4	652.3	629.3	626.1
7.5°	994.8	953.9	852.2	753.9	658.8	580.2	509.7	455.6	406.5	385.1	398.3
10°	957.1	901.4	768.7	637.5	511.3	401.5	318.0	252.4	214.7	198.3	201.6
12.5°	921.1	850.6	681.8	526.1	372.0	247.5	180.3	145.9	134.4	132.8	129.5
15°	889.9	803.1	604.8	408.1	247.5	155.7	127.8	119.6	118.0	118.0	118.0
17.5°	855.5	753.9	521.2	299.9	162.3	121.3	113.1	111.4	109.8	109.8	109.8
20°	829.3	711.3	444.1	209.8	124.6	108.2	104.9	104.9	103.3	103.3	103.3
22.5°	801.4	667.0	368.8	154.1	106.5	100.0	96.7	95.1	95.1	93.4	93.4
25°	775.2	626.1	296.6	118.0	95.1	90.1	86.9	85.2	85.2	83.6	81.9
27.5°	758.8	593.3	232.7	100.0	85.2	81.9	78.7	75.4	72.1	70.5	70.5
30°	747.4	554.0	177.0	86.9	78.7	73.8	68.8	63.9	59.0	57.4	57.4
32.5°	731.0	522.8	136.0	78.7	70.5	65.6	59.0	54.1	49.2	45.9	45.9
35°	731.0	496.6	104.9	70.5	63.9	57.4	52.4	44.3	39.3	37.7	36.1
37.5°	742.4	467.1	86.9	65.6	59.0	52.4	45.9	37.7	32.8	31.1	31.1
40°	768.7	457.3	73.8	59.0	52.4	45.9	39.3	31.1	27.9	24.6	24.6
42.5°	822.7	460.5	65.6	55.7	47.5	41.0	32.8	26.2	22.9	21.3	21.3
45°	901.4	470.4	60.6	50.8	42.6	34.4	27.9	22.9	18.0	16.4	16.4
47.5°	1011.2	501.5	54.1	45.9	37.7	29.5	22.9	18.0	14.8	13.1	13.1
50°	1142.3	555.6	50.8	41.0	34.4	24.6	18.0	13.1	9.8	9.8	9.8
52.5°	1296.4	609.7	45.9	37.7	29.5	21.3	14.8	9.8	8.2	6.6	6.6
55°	1425.9	657.2	41.0	34.4	24.6	16.4	11.5	8.2	6.6	4.9	4.9
57.5°	1594.7	726.0	34.4	29.5	19.7	13.1	8.2	6.6	3.3	3.3	3.3
60°	1820.8	808.0	29.5	24.6	14.8	9.8	6.6	3.3	3.3	1.6	1.6
62.5°	1917.5	742.4	26.2	19.7	11.5	6.6	4.9	3.3	1.6	1.6	1.6
65°	1811.0	606.4	21.3	14.8	8.2	4.9	3.3	1.6	1.6	0.0	0.0
67.5°	1561.9	447.4	18.0	9.8	6.6	3.3	1.6	0.0	0.0	0.0	0.0
70°	1273.4	331.1	13.1	6.6	3.3	3.3	1.6	0.0	0.0	0.0	0.0
72.5°	881.7	199.9	9.8	4.9	3.3	1.6	1.6	0.0	0.0	0.0	0.0
75°	342.5	78.7	8.2	4.9	3.3	1.6	0.0	0.0	0.0	0.0	0.0
77.5°	96.7	27.9	6.6	3.3	3.3	1.6	1.6	1.6	0.0	0.0	0.0
80°	39.3	14.8	4.9	3.3	3.3	3.3	1.6	1.6	0.0	0.0	0.0
82.5°	24.6	8.2	3.3	1.6	1.6	1.6	1.6	0.0	0.0	0.0	0.0
85°	16.4	4.9	3.3	1.6	1.6	0.0	0.0	0.0	0.0	1.6	1.6
87.5°	3.3	3.3	1.6	1.6	1.6	1.6	0.0	0.0	0.0	0.0	1.6
90°	0.0	0.0	0.0	0.0	0.0	0.0	0.0	0.0	0.0	0.0	0.0

Cooper Lighting Solutions Photometric Lab
1121 Highway 74 South
Peachtree City, GA 30269



LM-79-2019: Approved Method: Electrical and Photometric Measurements of Solid-State Lighting Products

Report Prepared for

Cooper Lighting Solutions

MCGRAW EDISON

Report Number: SP1-2408-195-9

Test Date: 08/07/2024

Luminaire Tested: GALN-SB1A-830-U-5WQ

Data in this report applies to families of products including GALN-SB1A-830-U-5WQ.

Test Information

Test Method: LM-79-2019
 Report Number: SP1-2408-195-9
 Test Lab: COOPER LIGHTING SOLUTIONS
 Photometer: SP1 - 76IN SPHERE
 Measurement Geometry: 4π
 Issue Date: 08/07/2024
 Manufacturer: COOPER LIGHTING SOLUTIONS
 Product Line: MCGRAW EDISON
 Catalog Number: **GALN-SB1A-830-U-5WQ**
 Description: GALLEON AREA AND ROADWAY LUMINAIRE. (1) 80 CRI, 3000K, 350MA HIGH DENSITY LIGHTSQUARE WITH 26 LEDS AND TYPE V WIDE OPTICS

Spectral Parameters

CCT (K): 3050
 CIE u': 0.2476
 CIE v': 0.5251
 Duv: 0.0034
 CIE x: 0.4383
 CIE y: 0.4131
 CIE z: 0.1487
 Peak Wavelength (nm): 603
 Dominant Wavelength (nm): 581
 Purity: 55.55201
 Rf: 81.5
 Rg: 99.2

CRI (Ra):	81.0		
R1:	79.6	R9:	7.1
R2:	85.6	R10:	67.0
R3:	92.0	R11:	82.7
R4:	82.6	R12:	63.2
R5:	78.9	R13:	80.3
R6:	81.7	R14:	95.0
R7:	85.2	R15:	71.7
R8:	62.0		



Test Conditions

Stabilization Time: 20M
 Operation Time: 1H 20M
 Sphere Temperature (°C): 24.2

REPORT NUMBER: SP1-2408-195-9

Measurement and Test Equipment			
Instrument	Identification Number	Calibration Date	Calibration Due Date
Photometer	IN0058	6/18/2024	12/18/2024
Power Meter	INXT2011004	2/8/2024	2/8/2025
AC Power Source	IN0063	10/24/2023	10/24/2024
DC Power Source	IN0208	10/24/2023	10/24/2024
Sphere Thermometer	IN0085	10/24/2023	10/24/2024
Room Thermometer	IN0046	10/24/2023	10/24/2024

REPORT NUMBER: SP1-2408-195-9

CIE 1931 Chromaticity Diagram



CIE 1931 Chromaticity Diagram with 2017 ANSI 7-Step and 4-Step Quadrangles



Point lies inside the ANSI 3000K 4-step quadrangle

REPORT NUMBER: SP1-2408-195-9

Photopic Flux vs. Wavelength



Photopic Lumens: NR

λ (nm)	Power W [^] /nm	Lumens (ϕ /nm)	λ (nm)	Power W [^] /nm	Lumens (ϕ /nm)	λ (nm)	Power W [^] /nm	Lumens (ϕ /nm)	λ (nm)	Power W [^] /nm	Lumens (ϕ /nm)	λ (nm)	Power W [^] /nm	Lumens (ϕ /nm)
360	0	NR	490	168	NR	620	940	NR	750	35	NR	880	1	NR
365	0	NR	495	233	NR	625	897	NR	755	30	NR	885	1	NR
370	0	NR	500	300	NR	630	847	NR	760	26	NR	890	1	NR
375	0	NR	505	372	NR	635	790	NR	765	22	NR	895	1	NR
380	0	NR	510	430	NR	640	730	NR	770	19	NR	900	1	NR
385	0	NR	515	483	NR	645	668	NR	775	16	NR	905	1	NR
390	0	NR	520	524	NR	650	605	NR	780	14	NR	910	0	NR
395	2	NR	525	555	NR	655	545	NR	785	12	NR	915	0	NR
400	4	NR	530	581	NR	660	485	NR	790	10	NR	920	0	NR
405	7	NR	535	604	NR	665	430	NR	795	9	NR	925	0	NR
410	17	NR	540	623	NR	670	378	NR	800	8	NR	930	0	NR
415	34	NR	545	645	NR	675	331	NR	805	7	NR	935	0	NR
420	68	NR	550	667	NR	680	290	NR	810	6	NR	940	0	NR
425	128	NR	555	693	NR	685	251	NR	815	5	NR	945	0	NR
430	214	NR	560	719	NR	690	218	NR	820	4	NR	950	0	NR
435	339	NR	565	754	NR	695	188	NR	825	4	NR	955	0	NR
440	507	NR	570	791	NR	700	162	NR	830	3	NR	960	0	NR
445	573	NR	575	830	NR	705	139	NR	835	3	NR	965	0	NR
450	356	NR	580	873	NR	710	119	NR	840	3	NR	970	0	NR
455	217	NR	585	913	NR	715	102	NR	845	2	NR	975	0	NR
460	168	NR	590	948	NR	720	88	NR	850	2	NR	980	0	NR
465	113	NR	595	974	NR	725	76	NR	855	2	NR	985	0	NR
470	85	NR	600	994	NR	730	65	NR	860	1	NR	990	0	NR
475	85	NR	605	998	NR	735	55	NR	865	1	NR	995	0	NR
480	94	NR	610	994	NR	740	47	NR	870	1	NR	1000	0	NR
485	120	NR	615	973	NR	745	41	NR	875	1	NR			

REPORT NUMBER: SP1-2408-195-9

Scotopic Flux vs. Wavelength



Scotopic Lumens: NR

S/P: 1.27

λ (nm)	Power W [^] /nm	Lumens (φ/nm)	λ (nm)	Power W [^] /nm	Lumens (φ/nm)	λ (nm)	Power W [^] /nm	Lumens (φ/nm)	λ (nm)	Power W [^] /nm	Lumens (φ/nm)	λ (nm)	Power W [^] /nm	Lumens (φ/nm)
360	0	NR	490	168	NR	620	940	NR	750	35	NR	880	1	NR
365	0	NR	495	233	NR	625	897	NR	755	30	NR	885	1	NR
370	0	NR	500	300	NR	630	847	NR	760	26	NR	890	1	NR
375	0	NR	505	372	NR	635	790	NR	765	22	NR	895	1	NR
380	0	NR	510	430	NR	640	730	NR	770	19	NR	900	1	NR
385	0	NR	515	483	NR	645	668	NR	775	16	NR	905	1	NR
390	0	NR	520	524	NR	650	605	NR	780	14	NR	910	0	NR
395	2	NR	525	555	NR	655	545	NR	785	12	NR	915	0	NR
400	4	NR	530	581	NR	660	485	NR	790	10	NR	920	0	NR
405	7	NR	535	604	NR	665	430	NR	795	9	NR	925	0	NR
410	17	NR	540	623	NR	670	378	NR	800	8	NR	930	0	NR
415	34	NR	545	645	NR	675	331	NR	805	7	NR	935	0	NR
420	68	NR	550	667	NR	680	290	NR	810	6	NR	940	0	NR
425	128	NR	555	693	NR	685	251	NR	815	5	NR	945	0	NR
430	214	NR	560	719	NR	690	218	NR	820	4	NR	950	0	NR
435	339	NR	565	754	NR	695	188	NR	825	4	NR	955	0	NR
440	507	NR	570	791	NR	700	162	NR	830	3	NR	960	0	NR
445	573	NR	575	830	NR	705	139	NR	835	3	NR	965	0	NR
450	356	NR	580	873	NR	710	119	NR	840	3	NR	970	0	NR
455	217	NR	585	913	NR	715	102	NR	845	2	NR	975	0	NR
460	168	NR	590	948	NR	720	88	NR	850	2	NR	980	0	NR
465	113	NR	595	974	NR	725	76	NR	855	2	NR	985	0	NR
470	85	NR	600	994	NR	730	65	NR	860	1	NR	990	0	NR
475	85	NR	605	998	NR	735	55	NR	865	1	NR	995	0	NR
480	94	NR	610	994	NR	740	47	NR	870	1	NR	1000	0	NR
485	120	NR	615	973	NR	745	41	NR	875	1	NR			

REPORT NUMBER: SP1-2408-195-9

Melanopic Flux vs. Wavelength



Melanopic Lumens: NR

M/P: 2.32

λ (nm)	Power W [^] /nm	Lumens (ϕ /nm)	λ (nm)	Power W [^] /nm	Lumens (ϕ /nm)	λ (nm)	Power W [^] /nm	Lumens (ϕ /nm)	λ (nm)	Power W [^] /nm	Lumens (ϕ /nm)	λ (nm)	Power W [^] /nm	Lumens (ϕ /nm)
360	0	NR	490	168	NR	620	940	NR	750	35	NR	880	1	NR
365	0	NR	495	233	NR	625	897	NR	755	30	NR	885	1	NR
370	0	NR	500	300	NR	630	847	NR	760	26	NR	890	1	NR
375	0	NR	505	372	NR	635	790	NR	765	22	NR	895	1	NR
380	0	NR	510	430	NR	640	730	NR	770	19	NR	900	1	NR
385	0	NR	515	483	NR	645	668	NR	775	16	NR	905	1	NR
390	0	NR	520	524	NR	650	605	NR	780	14	NR	910	0	NR
395	2	NR	525	555	NR	655	545	NR	785	12	NR	915	0	NR
400	4	NR	530	581	NR	660	485	NR	790	10	NR	920	0	NR
405	7	NR	535	604	NR	665	430	NR	795	9	NR	925	0	NR
410	17	NR	540	623	NR	670	378	NR	800	8	NR	930	0	NR
415	34	NR	545	645	NR	675	331	NR	805	7	NR	935	0	NR
420	68	NR	550	667	NR	680	290	NR	810	6	NR	940	0	NR
425	128	NR	555	693	NR	685	251	NR	815	5	NR	945	0	NR
430	214	NR	560	719	NR	690	218	NR	820	4	NR	950	0	NR
435	339	NR	565	754	NR	695	188	NR	825	4	NR	955	0	NR
440	507	NR	570	791	NR	700	162	NR	830	3	NR	960	0	NR
445	573	NR	575	830	NR	705	139	NR	835	3	NR	965	0	NR
450	356	NR	580	873	NR	710	119	NR	840	3	NR	970	0	NR
455	217	NR	585	913	NR	715	102	NR	845	2	NR	975	0	NR
460	168	NR	590	948	NR	720	88	NR	850	2	NR	980	0	NR
465	113	NR	595	974	NR	725	76	NR	855	2	NR	985	0	NR
470	85	NR	600	994	NR	730	65	NR	860	1	NR	990	0	NR
475	85	NR	605	998	NR	735	55	NR	865	1	NR	995	0	NR
480	94	NR	610	994	NR	740	47	NR	870	1	NR	1000	0	NR
485	120	NR	615	973	NR	745	41	NR	875	1	NR			

Summary

$R_f = 81.5$
 $R_g = 99.2$
 $CIE R_a = 81.0$
 $R_9 = 7.1$



Color Vector Graphics



Individual Sample Fidelity Index ($R_{f,i}$)

CES01 = 86	CES26 = 74	CES51 = 89	CES76 = 70
CES02 = 63	CES27 = 88	CES52 = 92	CES77 = 86
CES03 = 31	CES28 = 89	CES53 = 81	CES78 = 72
CES04 = 70	CES29 = 67	CES54 = 87	CES79 = 90
CES05 = 50	CES30 = 68	CES55 = 85	CES80 = 88
CES06 = 51	CES31 = 71	CES56 = 78	CES81 = 78
CES07 = 42	CES32 = 70	CES57 = 76	CES82 = 95
CES08 = 41	CES33 = 71	CES58 = 78	CES83 = 90
CES09 = 29	CES34 = 82	CES59 = 92	CES84 = 94
CES10 = 76	CES35 = 90	CES60 = 95	CES85 = 86
CES11 = 59	CES36 = 93	CES61 = 93	CES86 = 72
CES12 = 65	CES37 = 87	CES62 = 83	CES87 = 85
CES13 = 43	CES38 = 75	CES63 = 77	CES88 = 83
CES14 = 74	CES39 = 94	CES64 = 83	CES89 = 75
CES15 = 71	CES40 = 89	CES65 = 77	CES90 = 81
CES16 = 47	CES41 = 85	CES66 = 80	CES91 = 96
CES17 = 50	CES42 = 86	CES67 = 79	CES92 = 73
CES18 = 56	CES43 = 81	CES68 = 84	CES93 = 84
CES19 = 72	CES44 = 99	CES69 = 91	CES94 = 64
CES20 = 66	CES45 = 87	CES70 = 78	CES95 = 80
CES21 = 87	CES46 = 82	CES71 = 76	CES96 = 84
CES22 = 79	CES47 = 77	CES72 = 92	CES97 = 87
CES23 = 92	CES48 = 71	CES73 = 71	CES98 = 81
CES24 = 91	CES49 = 81	CES74 = 93	CES99 = 74
CES25 = 72	CES50 = 89	CES75 = 74	



Color Rendition by Hue-Angle Bin



Measure Comparisons



(END OF REPORT)